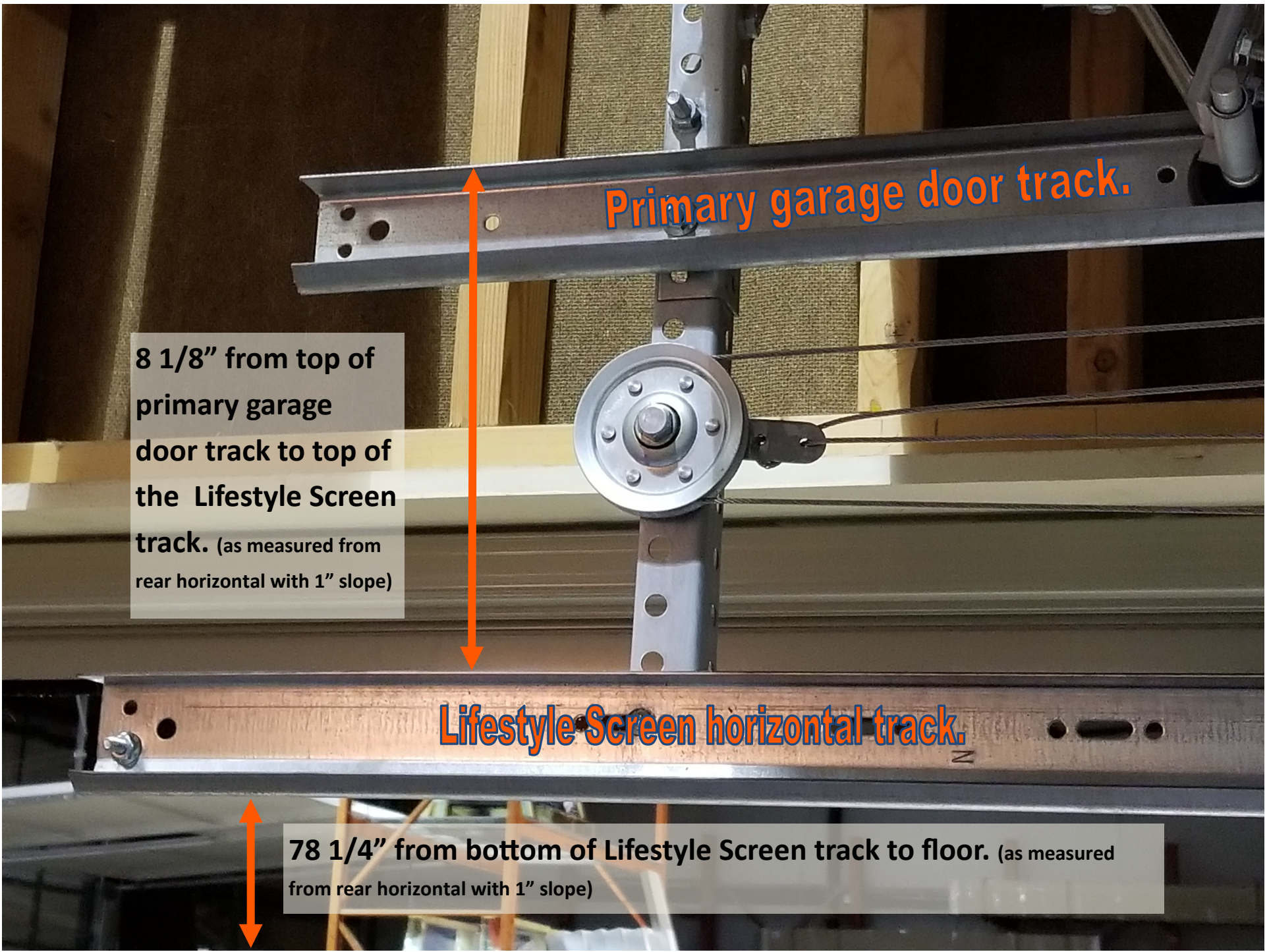


Primary garage door track.

8 1/8" from top of primary garage door track to top of the Lifestyle Screen track. (as measured from rear horizontal with 1" slope)

Lifestyle Screen horizontal track.

78 1/4" from bottom of Lifestyle Screen track to floor. (as measured from rear horizontal with 1" slope)

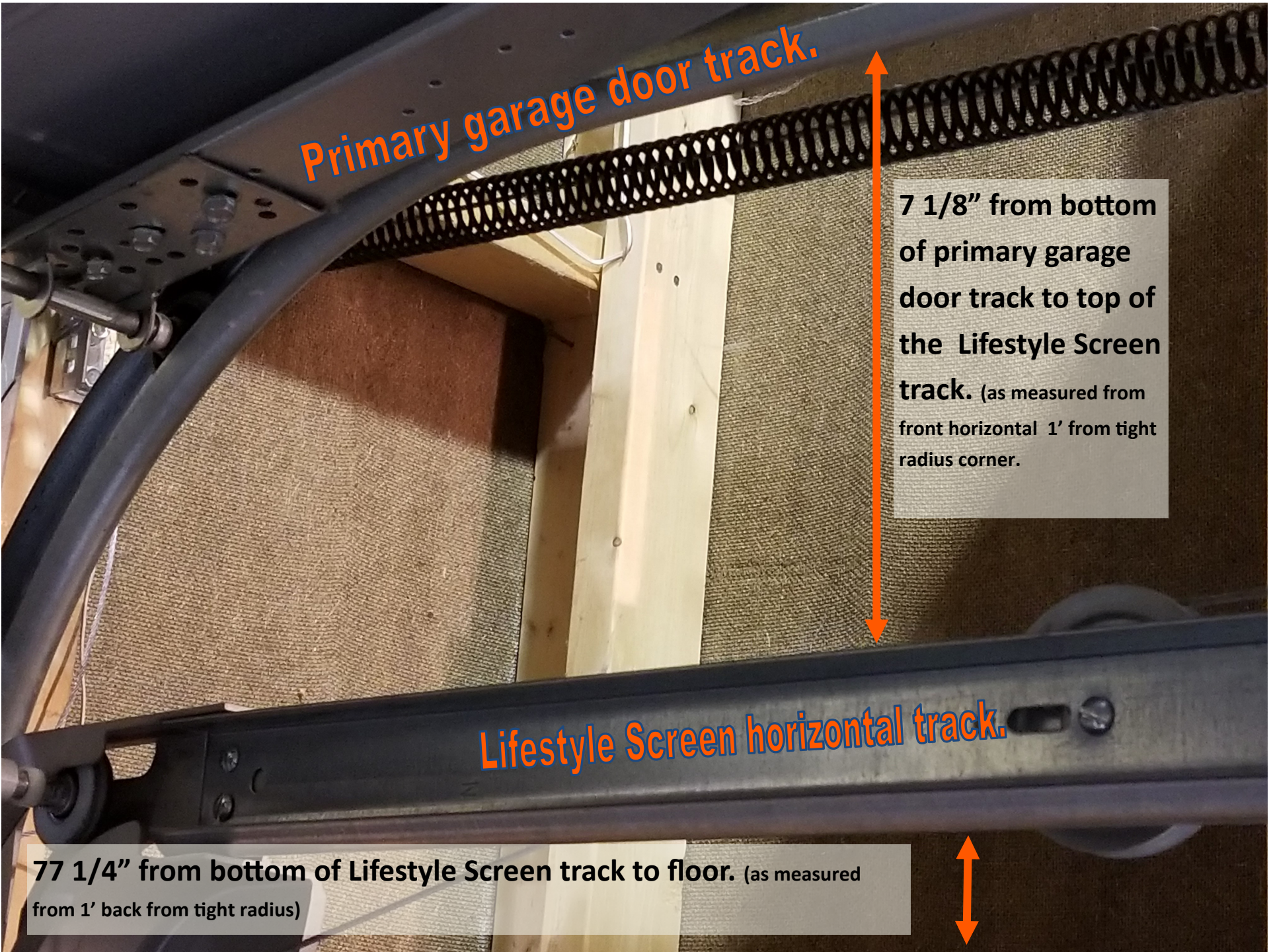


Primary garage door track.


7 1/8" from bottom of primary garage door track to top of the Lifestyle Screen track. (as measured from front horizontal 1' from tight radius corner.)

Lifestyle Screen horizontal track.

77 1/4" from bottom of Lifestyle Screen track to floor. (as measured from 1' back from tight radius)



f
n
e)





**77 1/4" from
bottom of
Lifestyle
Screen track
to floor. (as
measured from 1'
back from tight
radius)**

**82 1/4" from
bottom of
Lifestyle Screen
frame to floor.**
(as measured from
stored horizontal
position.)



**77 1/4" from
bottom of
Lifestyle
Screen track
to floor.** (as
measured from 1'
back from tight
radius)

Measurements below are based on a 7' tall Lifestyle Screen installed on a typical 7' tall opening. Measurements can vary based on location.







2" from bottom of J-bar to Lifestyle Screen frame. This distance will vary depending on J-bar configuration.